

CWC Kansas City Executive Director's Report - District Dashboard

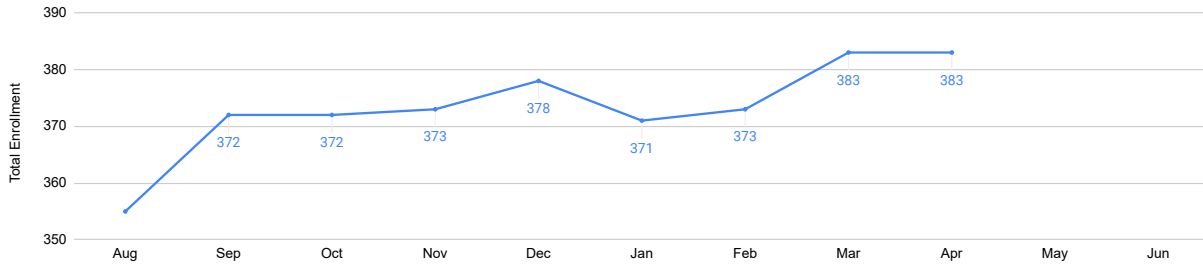
School Year 2023-24



Enrollment

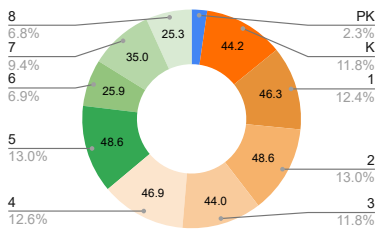
CWC Kansas City Enrollment

YTD Actuals



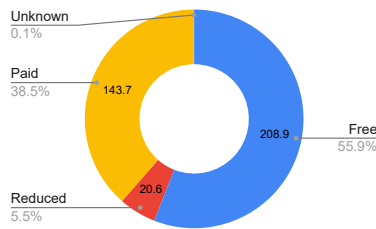
Enrollment by Grade Level

PK-8 YTD Average



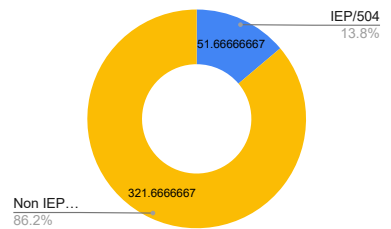
Enrollment by FRL Status

PK-8 YTD Average



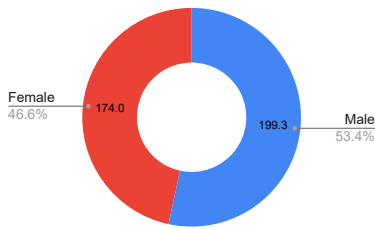
Enrollment by IEP/504

PK-8 YTD Average



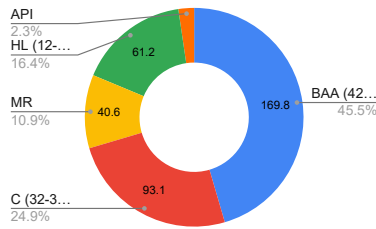
Enrollment by Gender Identity

PK-8 YTD Average



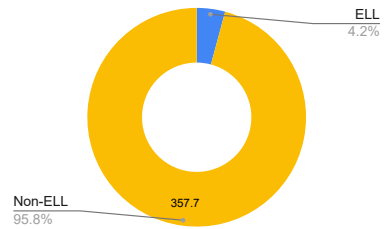
Enrollment by Ethnicity

PK-8 YTD Average



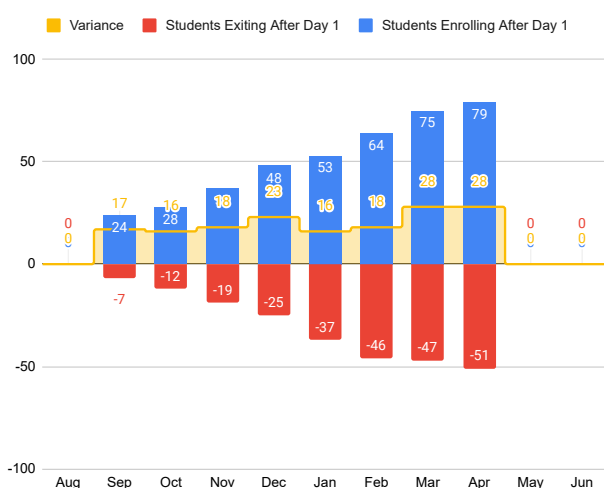
Enrollment by English Learner

PK-8 YTD Average



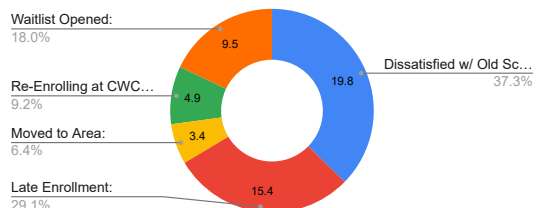
Enrollment after Day 1

YTD Actuals



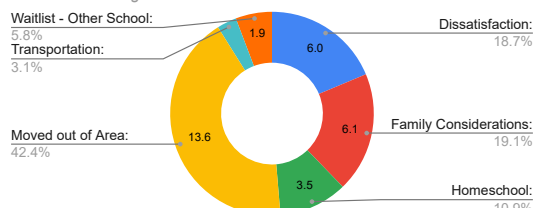
Students Enrolling After Day 1

PK-8 YTD Average



Students Exiting after Day 1

PK-8 YTD Average



CWC Kansas City Executive Director's Report - District Dashboard

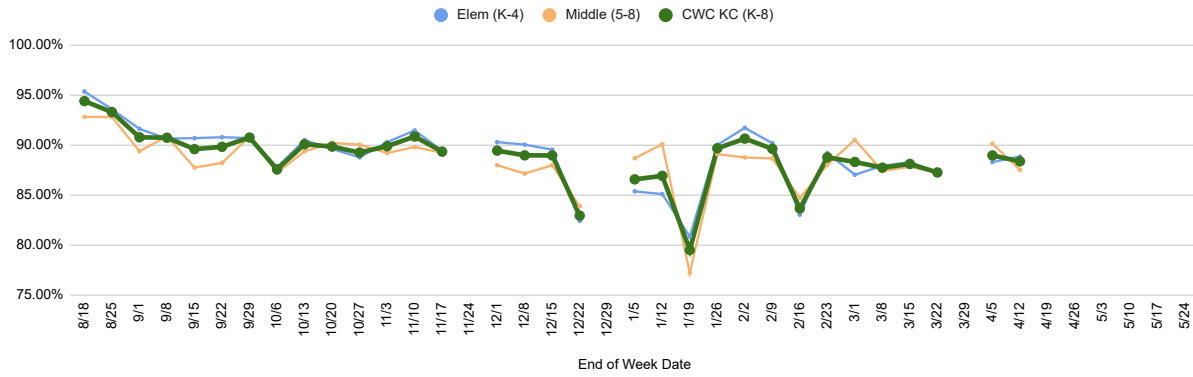
School Year 2023-24



ADA

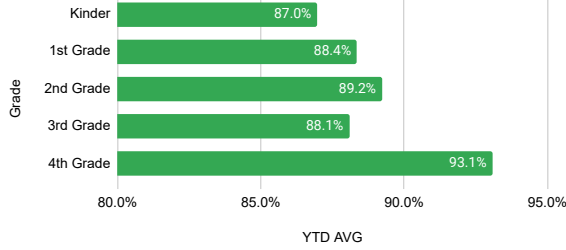
% ADA by Week

YTD Actuals



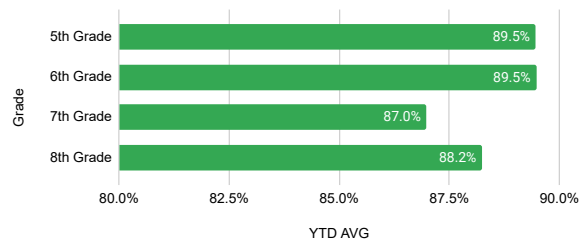
% ADA by ES Grade Level

YTD



% ADA by MS Grade Level

YTD



**Citizens of the World Kansas City
Executive Director's Report - District Dashboard
April 2024**

Enrollment and Demographics

Enrollment by Grade & Status

	In-Person	Early Attend	Homebound	MOVA	Pend. MOVA	Offsite	Enrolled	Pending	Expected	Offered
PK	9						9		9	
K	47						47		47	
1	48					1	49		49	
2	49						49		49	
3	45					1	46		46	
4	47						47		47	
5	48					1	49		49	
6	25						25		25	
7	37						37		37	
8	25						25		25	
TOTAL	380					3	383		383	

Gender

Male	203	53%
Female	180	47%
	<u>383</u>	<u>100%</u>

FRL Status

Free	214	56%
Reduced	24	6%
Paid	145	38%
Unknown	0	0%
	<u>383</u>	<u>100%</u>

Ethnicity

BAA (42-48%)	176	46%
C (32-38%)	94	25%
MR	44	11%
HL (12-18%)	61	16%
API	8	2%
	<u>383</u>	<u>100%</u>

Special Education

IEP/504	55	14%
---------	----	-----

English Lang. Learner

ELL	19	5%
-----	----	----

FRL Rate: 62% (50% Goal)

Attendance

Elementary (K-4)

	ADA	Att %
Kinder:	38.86	87.0%
1st Grade:	40.49	88.4%
2nd Grade:	43.1	89.2%
3rd Grade:	38.5	88.1%
4th Grade:	43.72	93.1%
	<u>204.67</u>	<u>89.2%</u>
	<u>>90%</u>	<u>>85%</u>
	62.2%	73.4%

Middle School (5-8)

	ADA	Att %
5th Grade:	43.42	89.5%
6th Grade:	23.13	89.5%
7th Grade:	30.36	87.0%
8th Grade:	22.11	88.2%
	<u>119.02</u>	<u>88.6%</u>
	<u>>90%</u>	<u>>85%</u>
	57.7%	71.8%

Student Mobility

Students Enrolling After Day 1

Dissatisfied w/ Old School:	32
Late Enrollment:	17
Moved to Area:	8
Re-Enrolling at CWCKC:	7
Waitlist Opened:	<u>15</u>
	79

Students Exiting After Day 1

Dissatisfaction:	10
Family Considerations:	7
Homeschool:	6
Moved out of Area:	24
Residency Issue:	
Transportation:	1
Waitlist - Other School:	<u>3</u>
	51